

MATERIALE DIDATTICO PER CHITARRA

# ESERCIZI RITMI VERSIONE DEMO



Info e lezioni di chitarra su  
[www.giuliorossetto.com](http://www.giuliorossetto.com)

# GRUPPO UNO



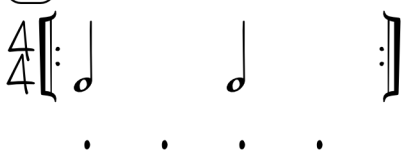
## A1

1




. . . .

2




. . . .

3



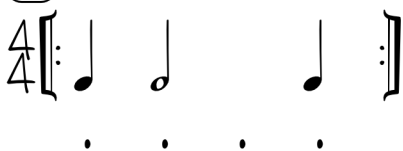
. . . .

4



. . . .

5



. . . .

6



. . . .

## B1

7



. . . .

8




. . . .

9




. . . .

10



. . . .

11



. . . .

12



. . . .

## C1

13



. . . .

14




. . . .

15



. . . .

16



. . . .

# GRUPPO DUE



A2

17

. . . .

18

. . . .

19

. . . .

B2

20

. . . .

21

. . . .

22

. . . .

C2

23

. . . .

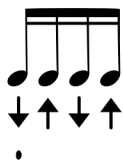
24

. . . .

25

. . . .

# GRUPPO TRE.1



A3

26



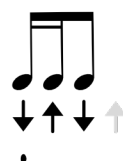
27



30



31



B3

34



35



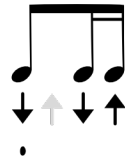
38



39



# GRUPPO TRE.2



C3

42



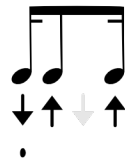
43



46



47



D3

166



167



182



183



# GRUPPO QUATTRO



A<sub>4</sub>

58

Musical notation for exercise 58: A 4/4 time signature with a repeat sign. The first measure contains a beamed eighth-note triplet (G4, A4, B4) followed by a quarter note (C5). The second measure contains a quarter note (C5). Below the staff are four dots representing a rhythmic pattern: . . . .

59

Musical notation for exercise 59: A 4/4 time signature with a repeat sign. The first measure contains a beamed eighth-note triplet (G4, A4, B4) followed by a quarter note (C5). The second measure contains a quarter note (C5). Below the staff are four dots representing a rhythmic pattern: . . . .

60

Musical notation for exercise 60: A 4/4 time signature with a repeat sign. The first measure contains a beamed eighth-note triplet (G4, A4, B4) followed by a quarter note (C5). The second measure contains a quarter note (C5). Below the staff are four dots representing a rhythmic pattern: . . . .

61

Musical notation for exercise 61: A 4/4 time signature with a repeat sign. The first measure contains a beamed eighth-note triplet (G4, A4, B4) followed by a quarter note (C5). The second measure contains a quarter note (C5). Below the staff are four dots representing a rhythmic pattern: . . . .

62

Musical notation for exercise 62: A 4/4 time signature with a repeat sign. The first measure contains a beamed eighth-note triplet (G4, A4, B4) followed by a quarter note (C5). The second measure contains a quarter note (C5). Below the staff are four dots representing a rhythmic pattern: . . . .

63

Musical notation for exercise 63: A 4/4 time signature with a repeat sign. The first measure contains a beamed eighth-note triplet (G4, A4, B4) followed by a quarter note (C5). The second measure contains a quarter note (C5). Below the staff are four dots representing a rhythmic pattern: . . . .

64

Musical notation for exercise 64: A 4/4 time signature with a repeat sign. The first measure contains a beamed eighth-note triplet (G4, A4, B4) followed by a quarter note (C5). The second measure contains a quarter note (C5). Below the staff are four dots representing a rhythmic pattern: . . . .

65

Musical notation for exercise 65: A 4/4 time signature with a repeat sign. The first measure contains a beamed eighth-note triplet (G4, A4, B4) followed by a quarter note (C5). The second measure contains a quarter note (C5). Below the staff are four dots representing a rhythmic pattern: . . . .

MATERIALE DIDATTICO PER CHITARRA

ESERCIZI RITMI  
VOLUME UNO  
#23



Contenuti area studente  
[www.giuliorossetto.com](http://www.giuliorossetto.com)

MATERIALE DIDATTICO PER CHITARRA

ESERCIZI RITMI  
VOLUME DUE - PARTE 1  
#23



Contenuti area studente  
[www.giuliorossetto.com](http://www.giuliorossetto.com)

MATERIALE DIDATTICO PER CHITARRA

ESERCIZI RITMI  
VOLUME DUE - PARTE 2  
#23



Contenuti area studente  
[www.giuliorossetto.com](http://www.giuliorossetto.com)



Info e lezioni di chitarra su  
[www.giuliorossetto.com](http://www.giuliorossetto.com)